



Oaklands School

"The best for all, the best from all"

Montgomery Way, Winsford,
Cheshire CW7 1NU
Telephone: 01606 551048

Head Teacher: Neil Oxley

9th September 2021

Dear Parent and Carers

COVID 19 Home Testing

It has been lovely to see the students back at school after the summer break.

The on-site testing process is coming to an end this week and we are asking you to continue with home testing of your son/daughter.

On Friday 10th September we will be sending home:

- 1 box of test kits (7 tests in each box)
- An easy read leaflet

We are asking that you complete the test with your son/daughter on Monday 13th September and then again on Thursday 16th September. We will then keep this pattern of Monday and Thursday evenings.

You will be emailed a form to complete on each of these days to report your son/daughter's result.

You will be asked to select either negative, positive or invalid for their test result.

There is also a comment box which can be used to add any comments such as:

- Any problems with the equipment
- Any breakages
- Extra equipment needed
- Any problems you are having using the home testing process


In the unfortunate event of the result being positive, please ensure that your child self-isolates and you book for them to have a confirmatory PCR test as soon as possible. Please also call the school and leave a message providing us with information of when the positive test was taken. We will then contact you and support you through the process as required.

In the meantime, there is a really useful 7 minute YouTube video for you to watch that explains the whole process:

<https://www.youtube.com/watch?v=S9XR8RZxKNo&list=PLvaBZskxS7tzQYIVg7lwH5uxAD9UrSzGJ&index=1>

As always, if you have any questions please do not hesitate to contact us.

Yours sincerely

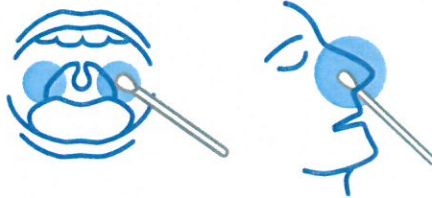
A handwritten signature in black ink, appearing to read 'N Oxley', written in a cursive style.

Mr N Oxley
Headteacher

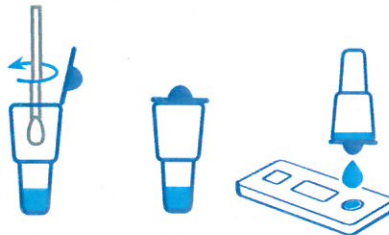
Four easy stages of a rapid COVID-19 self-test




1 **Set-up:** sanitise testing area and hands, unpack kit, read instructions



2 **Swab:** throat then nose



3 **Process test:** place swab in liquid in tube, squeeze liquid onto test device



4 **Read result:** ensure test device is on a flat surface, wait and read result at 30 minutes